


Using “Into the Cloud” at Home



Whether you're a teacher or a parent adapting to e-learning, “Into the Cloud” is an easy-to-use tool for discussing and practicing respectful, safe behavior in the digital learning environment. **Have students independently watch episodes 1-6 of “Into the Cloud” at [NetSmartzKids.org/videos](https://www.net-smartz.org/kids/videos).** Then tailor the following activities for your specific e-learning platform as self-guided activities for children to explore introductory online safety and digital citizenship concepts. You can copy and paste them into assignment sheets, or talk through them one-on-one with your child – whatever works for your schedule and student(s)!

GUIDED DISCUSSION (GRADES K-1)

Start the conversation about online safety with them by asking if any of the below are OK to answer online, or if they should talk to a trusted adult before doing so:

1. *Enter your name and address to win a new bike!*
2. *Send me your brother's email password. I want to play a joke on him! LOL!*
3. *Click here to start playing your game.*
4. *Hi! Send me your photo so we can be friends.*

Then ask your student(s) or child(ren) about who their trusted adults are. You can give them examples like parents and other caregivers, but they can also be other adults like teachers, police officers, neighbors or coaches. Talk about situations when they might need help from a trusted adult, and ask them to name who they would talk to.

CHARACTER DRAWING (GRADES K-1)

After students have watched episodes 1-6 of “Into the Cloud,” have them draw their favorite character and then explain to you and/or the group why they picked that one. Have them show the drawing on video, or with the help of an adult, take a picture or scan the pages to send them to you or upload them to the e-learning site.


VIDEO RESPONSE QUESTIONS (GRADES 2-5)

Have students independently watch episodes 1-6 of “Into the Cloud” at [NetSmartzKids.org/videos](https://www.net-smartz.org/kids/videos). After watching, they should respond to the video response questions below for each episode. You may choose to have students work independently or in pairs/small groups online or on the phone to complete this assignment.

LETTER TO A CHARACTER (GRADES 1-3)

After students have watched episodes 1-6 of “Into the Cloud,” have students write a letter to one of the characters, asking at least two questions about an experience the student and character have in common.

Name _____



Attachment 1

Video Response Questions

Watch the episode of "Into the Cloud" and answer the questions below. Remember to write in complete sentences.

Episode 1: "Enter Badromeda"

1. Why does Webster go into the Control Room?
2. What are the Badromedan creatures doing that makes Nettie upset?
3. What types of people do Nettie and Webster suggest asking for help?
4. Describe the "human scientist" that Harold tells Nettie and Webster about. How does Harold know about her? Why might she be able to help?

Name _____

Attachment 1

Video Response Questions

Watch the episode of "Into the Cloud" and answer the questions below. Remember to write in complete sentences.

Episode 2: "T.M.I"

1. What type of personal information is Zion sharing when he meets Nettie and Webster?
2. What does Zion say about online privacy at the beginning?
3. What are some of the reasons someone might want to trick you online?
4. What does Zion do to make his online profiles more secure at the end of the episode?
5. Which Webville Outlaw matches each evil plan for making the internet less safe? Draw a line between the Outlaw and their plan.



Potty-Mouth-Pete

Trick kids into giving him personal information



Look-at-this-Louie

Make kids be rude and mean to each other online



Wanna-Know-Wally

Send bad pictures to kids with his Picture Ray

Name _____

Attachment 1

Video Response Questions

Watch the episode of "Into the Cloud" and answer the questions below. Remember to write in complete sentences.

Episode 3: "Rocket Bike"

1. What is Celeste's friend Stella's plan for dealing with cyberbullies?
2. What alternate suggestion does Webster make for dealing with cyberbullies?
3. What do Celeste and Stella decide to do about the cyberbully?
4. How does Nettie check that Ash is an adult who can help them?
5. Where does Ash the docent tell Nettie and Webster they can find the "Earth Scientist"? How will Nettie and Webster get to that location?

Name _____

Attachment 1

Video Response Questions

Watch the episode of "Into the Cloud" and answer the questions below. Remember to write in complete sentences.

Episode 4: "Fact or Fake?"


1. What happens to Webster that causes him to lose the map to Sector Seven?

2. What types of distractions were present in "Ad Alley"?

3. Why can't Nettie and Webster trust the information around them?

4. What does Nettie realize at the end of the episode that upsets her?

Name _____



Attachment 1

Video Response Questions

Watch the episode of "Into the Cloud" and answer the questions below. Remember to write in complete sentences.

Episode 5: "Checking-In"

1. What does Webster do that causes him to see something inappropriate online?
2. What does Webster do after he sees the inappropriate content?
3. Why can't Nettie and Webster send a message to Clicky from the library?
4. What is the name of the Scientist who is able to send messages throughout the realms?
5. What do you notice happening in the NetSmartz neighborhood while Nettie and Webster are stuck in Badromeda?

Name _____

Attachment 1

Video Response Questions

Watch the episode of "Into the Cloud" and answer the questions below. Remember to write in complete sentences.

Episode 6: "Finding Vera"

1. What does Renard the Biker say to Nettie and Webster to try and convince them to join his biker group?

2. Something about the bikers makes Nettie feel uncomfortable. What does she do in response?

3. What did Webster notice was strange about the bikers?

4. What did Officer Armstrong tell Nettie and Webster after they reported Renard to her?

5. What two stores is Dr. Vera Tas's laboratory in between? What's the riddle?

Name _____

Attachment 2

Letter Template


Choose a character from an episode of "Into the Cloud." Write a letter to them asking at least two questions and describing at least one experience you have in common with the character.

Dear _____,

Sincerely,



Using “Into the Cloud” at Home



WRITING PROMPTS (GRADES 3-5)


After watching episodes 1-6 of “Into the Cloud” at [NetSmartzKids.org/videos](https://www.net-smartz.com/kids/videos), have students choose a writing prompt to address. Depending on grade level, the length and level of detail required for each written piece will vary.

Prompt 1: How did Nettie and Webster change over time? What lessons did they learn? Use at least two details to support each of your arguments.

Prompt 2: “Into the Cloud” has many examples of cause and effect. For example, Webster allows himself to get distracted and it causes him to lose the map. Find three other examples of cause and effect from any of the six episodes of “Into the Cloud” that you’ve watched.

Prompt 3: Create your own definition of “good digital citizenship” based on the lessons you’ve learned in season one of “Into the Cloud.” Give an example of how to put this definition into action - how will you stay safe online?

Using “Into the Cloud” at Home



RECORD A VIDEO (GRADES 3-5)

Have students record themselves acting out scenes from “Into the Cloud” and share with you via email or e-learning platform upload.

Acting Option 1: Choose what you consider to be the “most important scene” of season one of “Into the Cloud.” Watch the scene and write down each character’s lines. With a partner/sibling/parent, assign characters and memorize their lines. Next, perform it!

Acting Option 2: Imagine that you are a new character in “Into the Cloud.” Choose an episode and a scene to insert yourself in. Remember, you’re a good digital citizen! What would your character say and do in the episode to help make the internet a better place and stay safe online? Choose an episode, watch the scene, and write down each character’s lines, leaving room for you to add lines for your own character. Next, add your lines to the script. Memorize this new script with a partner/sibling/parent. Perform it for someone in your household!

ARTISTIC INTERPRETATION (GRADES 2-5)

Students watch episodes 1-6 of “Into the Cloud” and send their work products via email or e-learning platform.

Poetry and Song: In your preferred style, write a poem/song about “Into the Cloud” and good digital citizenship. You may send the lyrics/text to your instructor or record yourself performing the poem/song.

Be the Illustrator: Choose what you consider to be the most important scene from each episode (1-6) of “Into the Cloud.” Draw each scene on a sheet of paper, leaving room at the bottom to describe what is happening in the scene and why you think it is the most important in the episode. With the help of an adult, take pictures or scan the pages to send them to your teacher or upload them to the e-learning site.